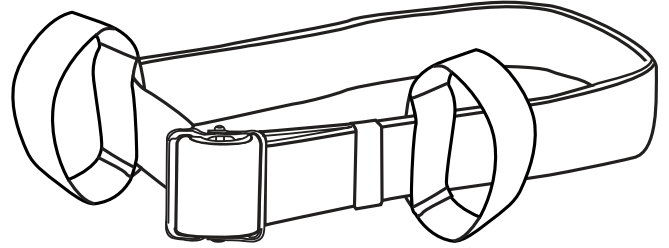


HAND LOOPS FOR GAIT BELTS

Package of Two

Model # - SHL-1Y (yellow) • Made in China

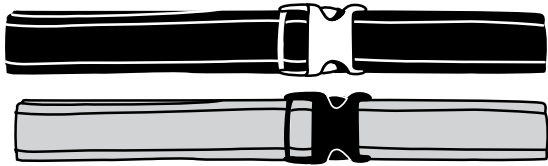
The Secure[®] Hand Loops for Gait Belts were designed to provide a more secure grip when staff is assisting residents/patients with a transfer or while walking. The 1-1/4" wide hand loops are made of heavy duty 100% nylon. Each hand loop has a weight capacity of approximately 300 pounds.



INSTRUCTIONS FOR USE

Simply unbuckle any 2" gait belt and slip each Secure[®] Hand Loop over the gait belt end. Make sure the rounded part of the hand loop is facing out. Place the gait belt on the resident/patient according to the gait belt instruction sheet. Slide the first hand loop around the gait belt until it is positioned above the user's hip. Slide the second hand loop so that it is positioned above the user's hip closest to the buckle. The hand loops are now in place to assist with transferring or walking.

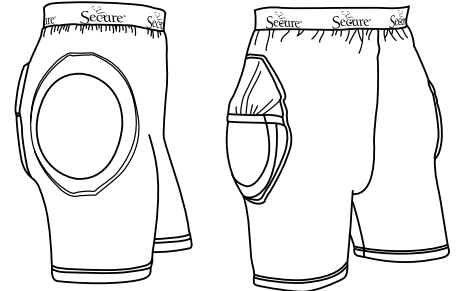
Please Note: For larger, heavier weight residents/patients you may want to consider using two sets of hand loops for maximum support of the resident/patient. The first set can be positioned above both hips of the user. The second set can be positioned at the back of the user. In this positioning one staff member can support the patient by holding both the hip and back hand loops on one side of the user while a second staff member can hold the hip and back hand loops on the opposite side of the user.




SGB-60 - 60" Gait Belt w/YKK[®] Buckle
SGBM-60 - 60" Gait Belt w/Metal Buckle




Secure[®] Code Alarm
The Future of Fall Alarms



Secure[®] Hip Protectors - SHP
NEW Secure[®] Hip Protector w/Removable Hip & Tailbone Pads



Secure[®] Seat Belt, Alarm & Holder (SB-1 Set)



Secure[®] Beveled Edge Safety Mat (SBEV-1)